



Co-funded by the
Erasmus+ Programme
of the European Union



Mr. Vichet LAY and Ms. Chanphakdey DOK
Royal University of Agriculture

Training Report at the University of
Nantes, France

8 – 19 October 2018



Co-funded by the
Erasmus+ Programme
of the European Union

Disclaimer

"This project has been funded with support from the European Commission. This publication [communication] reflects the views only of the author, and the Commission cannot be held responsible for any use which may be made of the information contained therein"

Visit Training on E-learning at the Nantes University

Working with Noémie FOUCHER “Ingénieure pédagogique”, Département de Physique, “Université numérique des sciences de la mer (UN e-SEA)” during the period of 8 – 19 October 2018

- She gave me the platform accessible: user name and password for login to the EXTRADOC platform
- Showing the example of the courses, how it is look like and the necessary tool to work on EXTRADOC

Working on Extradoc platform (<http://extradoc.univ-nantes.fr>)

Extradoc platform is a LCMS-Platform power by Moodle, it is able to store and deliver the modules/courses to students, it also possible to manage the courses for the students, monitoring student progressing and also able to set the course discussion forum.

Course uploading

A. Contents on hand before upload the courses

In this case, I was working on content uploading, but before upload I need to have contents on hand.

All contents need:

- **Textual contents production:** They should be PDF, Word, and PowerPoint etc. Normally, all that files need to check and edit carefully before upload to platform.
- **Links for video:** that is a very nice course if we have any videos on platform, but it not easy to create them. The videos should be video animation, explanation of the teacher etc. That was take from the team group of multimedia and video matôn.
- **Audios:** They should be the voice record of teacher or other. Some courses teachers don't want to use video media or video animation and some time they don't have that yet. One thing that is very simple and easy for them is voice record, which they can explain about their courses without video or animation.
- **Quiz and Evaluation:** On the platform usually contain quiz in each lesson and evaluation at the end of the course. It is very important, because we can get the feedback from learners in order to improve/update the E-learning.

- **Syllabus:** A syllabus is learner's guide to a course and what will be expected of learner in the course. Generally, it will include course policies, rules and regulations, required texts, and a schedule of assignments. A syllabus can tell learner nearly everything, learner need to know about how a course will be run and what will be expected of the learner.

* All contents above (Textual contents production, Links for video, Audios, Quiz and Evaluation, Syllabus) are received from Noémie FOUCHER, who work on the extradoc platform.

Course uploaded

During that two weeks in Nantes, I have complete uploaded 3 courses with 12 lessons on Extradoc:

1, **Industrial maritime economics** (<http://extradoc.univ-nantes.fr/course/view.php?id=1375>)

- Introduction of the course
- Part 1, Module 1: Demand, supply and market equilibrium
- Part 1, Module 2: Shipping costs: scale, scope and network economies
- Part 2, Module 3: Industrial concentration of the shipping industry

2, **Fishing policy and regional policy**

(<http://extradoc.univ-nantes.fr/course/view.php?id=1379>)

- Unit 1: The Ecosystem approach and international fisheries management
- Unit 2: The role of regional fisheries management organization (RFMOs)
- Unit 3: An Example of Integrated supranational policy: the CFP

3, **Counter piracy and instruments: The example of Africa**

(<http://extradoc.univ-nantes.fr/course/view.php?id=1383>)

- Introduction: Maritime piracy, a polymorphic phenomenon
- Unit 1: Counter-piracy and the international legal framework
- Unit 2: Coordinating different stakeholders in the armed fight against piracy
- Unit 3: The role of central and regional governments
- Unit 4: Ship owners' social responsibilities

* After meeting with Noémie FOUCHER talking about the courses uploaded, these courses will decide to open in the next semester.

Course 1: Industrial maritime economics

Extradooc expérimente la future page de connexion.

Français (fr) Lay

Extradooc

M1M2ShippingTrading_5002copy_en M1M2 Shipping-trading - Maritime industrial economics

Rechercher des cours

Accueil Mes cours Cours actuel Aide Activer le mode édition Cacher les blocs Plein écran

Cours > M1M2ShippingTrading_5002copy_en M1M2 Shipping-trad...

Welcome to the course "Industrial maritime economics"

Syllabus Pedagogical discussion forum

Learning Plan

Introduction

Part 1 - Essentials of industrial maritime economics

Module 1 - Demand, supply and market equilibrium

Module 2 - Shipping costs: scale, scope and network economies

Part 2 Market organization and competition

Module 3 - Industrial concentration of the shipping industry

Logo UN e-SEA

Recherche forums

Utilisateurs en ligne

(5 dernières minutes: 1)
VICHET Lay

Dernières annonces

Ajouter un nouveau sujet...
(Aucune annonce n'a encore été publiée)

Événements à venir

Aucun événement à venir
Aller au calendrier...
Nouvel événement...

Activité récente

Activité depuis le jeudi 25 octobre 2018, 11:02
Rapport complet des activités récentes...
Aucune activité récente

Navigation

Course 2: Fishing policy and regional policy

Extradoc expérimente la future page de connexion.

Francis (3) Lay

Extradoc Fishing policy and regional policy Recherche des cours

Accueil Mes cours Cours actuel Aide Activer le mode édition Cacher les blocs Plan écran

Cours > Fishing policy and regional policy

Welcome to the course "Fishing policy and regional policy"

Announces

To start well:

- Read the conditions of use of the resources available to you on Extradoc,
- Consult the **syllabus of the course** to understand how it works,
- And find the **educational forum** that will allow you to ask your questions to the trainer.

Warning: The resources available to you on Extradoc are for **educational purposes only** and cannot be reproduced or disseminated ([read more](#)).

Syllabus **Pedagogical discussion forum**

Tests applicable & jurisprudence
Bibliography

Learning Sessions

Take a look at the video and audio file introduction to the module, then gradually dive into the study of different sessions. (NB: audio files and documents are downloadable.)

Introduction

Fishing Policy and Regional Policies

Unit 1 The Ecosystem Approach and International Fisheries Management

Unit 2 The Role of Regional Fisheries Management Organisations (RFMOs)

Unit 3 An example of Integrated Supranational Policy: the CFP

Self-evaluation activity

Quiz

Utilisateurs en ligne
(5 dernières entrées: 1)
VICHEI Lay

Navigation

Tableau de bord
+ Accueil du site
+ Pages du site
+ Mes cours
+ Pla...
+ Cours
+ Fishing policy and regional policy
+ Participants
+ Badges
+ Compétences
+ Notes
+ Welcome to the course
+ Fishing policy and regional...
+ Learning Sessions
+ Self-evaluation activity
+ Evaluation

Administration

+ Administration du cours
+ Paramètres
+ Activer le mode édition
+ Utilisateurs
+ Filtres
+ Rapports
+ Configuration du carnet de notes
+ Objectifs
+ Badges
+ Sauvegarde
+ Restauration
+ Importation
+ Héritage
+ Banque de questions

Course 3: Counter piracy and instruments: The example of Africa

Extradoc - Tools and instruments to prevent piracy

Rechercher des cours

Accueil | Mes cours | Cours actuel | Aide | Activer le mode édition | Cacher les blocs | Plan écran

Cours > Tools and instruments to prevent piracy

Welcome to the course "Counter Piracy and Instruments: The Example of Africa"

Announcements

To start well:

Read the conditions of use of the resources available to you on Extradoc.
Consult the **syllabus of the course** to understand how it works,
And first the **educational forum** that will allow you to ask your questions to the trainer.

Warning: The resources available to you on Extradoc are for educational purposes only and cannot be reproduced or disseminated (read more).

Syllabus

Pedagogical discussion forum

Works applicable & jurisprudence

Bibliography

Learning Sessions

Introduction: Maritime piracy, a polymorphic phenomenon

Counter-piracy and the international legal framework

Coordinating different stakeholders in the armed fight against piracy

The role of central and regional governments

Shipowners' social responsibilities

Activity (self-assessment & module validation)

Quiz

Utilisateurs en ligne (5 derniers minutes, 1) | VICHET Lay

Navigation

Tableau de bord

- Accueil du site
- Pages du site
- Mes cours
- Plus...
- Cours
 - Tools and instruments to prevent piracy
 - Participants
 - Statistiques
 - Compétences
 - Notes
 - Notes
 - Welcome to the course
 - "Counter Piracy and Instruments..."
 - Learning Sessions
 - Activity (self-assessment & module validation)

Administration

- Administration du cours
 - Paramètres
 - Activer le mode édition
 - Utilisateurs
 - Notes
 - Rapports
 - Configuration du carnet de notes
 - Objectifs
 - Badges
 - Sauvegarde
 - Restoration
 - Importation
 - Membres
 - Banque de questions

Course Editing

As the E-learning team received the feedback from learners and their colleagues about the designed course interface. So they need to update the course interface to make it more beautiful. So that is my task to work on it also.

The screenshot shows the Extradoc course interface for 'Fishing policy and regional policy'. The top navigation bar includes 'Accueil', 'Mes cours', 'Cours actuel', and 'Aide'. The main content area is divided into several sections:

- Welcome to the course:** A message welcoming users to the course.
- Resources:** A section with instructions on how to use resources, including links to 'Syllabus of the course' and 'Evaluation form'.
- Learning Sessions:** A section with a video player titled 'Fishing Policy and Regional Policies' and a list of topics: 'The Ecosystem Approach and International Fisheries Management', 'The Role of Regional Fisheries Management Organisations (RFMOs)', and 'An Example of Integrated Supranational Policy: the CFP'.
- Self-evaluation activity:** A section with a 'Quiz' icon.
- Evaluation:** A section with an 'Evaluation' icon and a note about the evaluation activity period.

The right sidebar contains navigation menus for 'Utilisateurs en ligne', 'Navigation', and 'Administration'. The 'Navigation' menu lists various course elements like 'Accueil de la page', 'Page d'accueil', 'Mes cours', 'Plus...', 'Cours', 'Fishing policy and regional policy', 'Participants', 'Badges', 'Compétences', 'Notes', 'Retour à la page', 'Fishing policy and regional...', 'Learning Sessions', 'Self-evaluation activity', and 'Kiosque'.

Platform interface before updated



The screenshot displays the Extradoc platform interface for a course titled 'MIM2 Shipping Trading'. The interface is cluttered, with content organized into several vertical sections. The main content area includes an 'Announcements' section, a 'Syllabus' section with a highlighted link, a 'Pedagogical discussion forum', an 'Introduction' section, a 'Quiz' section, and an 'Indicative bibliography' section. Below these are 'Learning objectives' and 'The S-C-P framework (Structure, Conduct, Performance)'. The right sidebar contains several widgets: 'Create users', 'Latest announcements', 'Upcoming events', and 'Recent activity'. The 'Recent activity' widget shows a list of updates to various course pages and forums.

Platform interface after updated

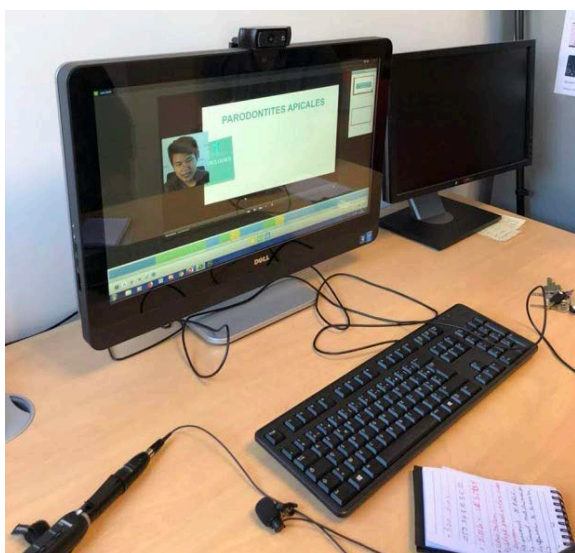
- **Platform interface before updated:** One course and all lessons showing in one page, include syllabus, forum, video, audio, quiz etc. so the platform interface look terrible mess.
- **Platform interface after updated:** All elements have to be combined and divided into different part/group in order to make it look clear and more beautiful.
 - o First row for Announcement
 - o Second row for syllabus and forum
 - o Third for learning plan; introduction, lesson 1, lesson2...
 - o Fourth row for quiz and evaluation

Best Practices


How Cambodian University may adapt the E-learning (Material) - RUA

After the visit and training I have noted some material that would be possible using for RUA ELearning:

- **Platform using Moodle (LCMS)¹**: which is able to manage registrations, schedule, test and especially track online learning activities of students.
- **Video matôn**: that is using a simple material to produce the video, such as: one computer, one camera, one microphone, a small room for setup. Video matôn is a simple video using to produce the video explanation of the teacher. In order to make this video teacher need to prepare only a beautiful PowerPoint, and each video maximum 20 minutes.
- **Audio**: this one would be able to use the same material as video matôn.



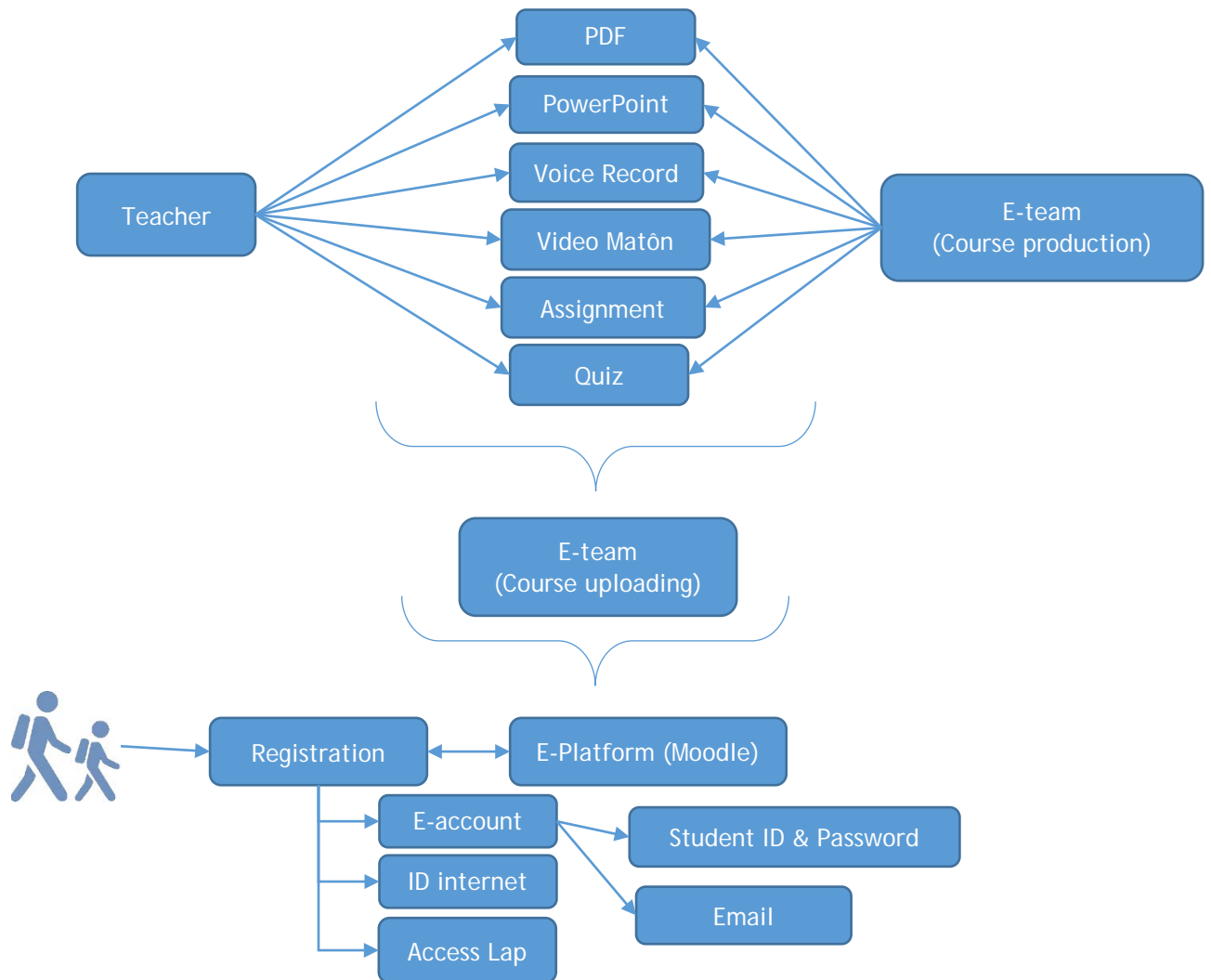
Video matôn



A room for audio record

¹ (LCMS) is an integrated multi-user administrative, authoring, and delivery platform that allows administrators to host, schedule, manage registrations, assess, test, and track online training activities. These systems also allow Instructional Designers to create and house course materials, and learners to access course schedules, register for training, take assessments, and manage transcripts

E-learning system for RUA (Draft)



Thank you for your attention

Table des matières

Visit Training on E-learning at the Nantes University.....	3
<i>Working on Extradoc platform (http://extradoc.univ-nantes.fr).....</i>	3
Course uploading.....	3
Course uploaded.....	4
Course Editing.....	8
Best Practices	10
<i>How Cambodian University may adapt the E-learning (Material) - RUA</i>	10
<i>E-learning system for RUA (Draft)</i>	11